

Product Information

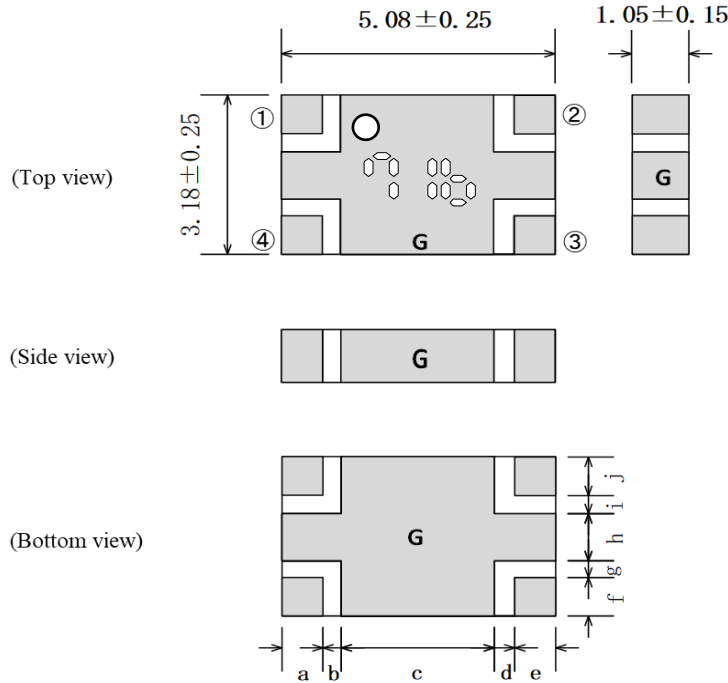
Control No. : ARP-4171600-D 1

Issued on December 21, 2023

1. Type No.

HMD1716A-02M2000

2. Dimension (Unit : mm)



Measured data

RoHS Compliant Part

Terminal	
①	IN
②	ISOLATION
③	OUT(90deg)
④	OUT(0deg)
G	GND

Terminal Dimensions	
a	0.76 +/- 0.20
b	0.38 +/- 0.20
c	2.80 +/- 0.20
d	0.38 +/- 0.20
e	0.76 +/- 0.20
f	0.77 +/- 0.20
g	0.38 +/- 0.20
h	0.89 +/- 0.20
i	0.38 +/- 0.20
j	0.77 +/- 0.20

3. Electrical characteristics

Parameter	Specification	Band1	Unit	Remark
Pass band frequency	Specification	1800-2200	MHz	
Nominal impedance	Specification	50	ohm	
Directivity	Specification	21 Min.	dB	
	Typical	24.28		
Insertion Loss at 25degC.	Specification	0.20 Max.	dB	
	Typical	0.16		
Input port VSWR	Specification	1.15 Max.	dB	
	Typical	1.09		
Mean Coupling	Specification	1.9 +/- 0.2	dB	
	Typical	1.80		
Phase balance	Specification	90 +/- 4	deg	
	Typical	90.8		
Group Delay Terminal 1-4	Specification	0.11 +/- 0.011	nsec	
	Typical	0.111 - 0.114		

4. Note

- | | |
|---------------------------------|--|
| 4.1 Operating Temperature Range | : -55 to +125 degC. |
| 4.2 Storage Temperature Range | : -20 to +35 degC. (In a Taping Package) |
| 4.3 Max Input Power | : 35W Avg/CW at 125 degC. |
| 4.4 Standard Reel Quantity | : 1,000 pcs (per reel, per bag) |

Approved by	Confirmed by	Raised by
Y. Imai	S.Suzuki	H.Isono

SOSHIN ELECTRIC CO., LTD

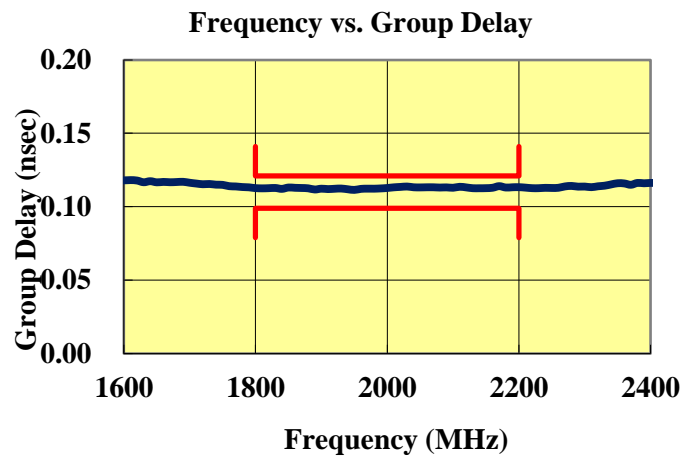
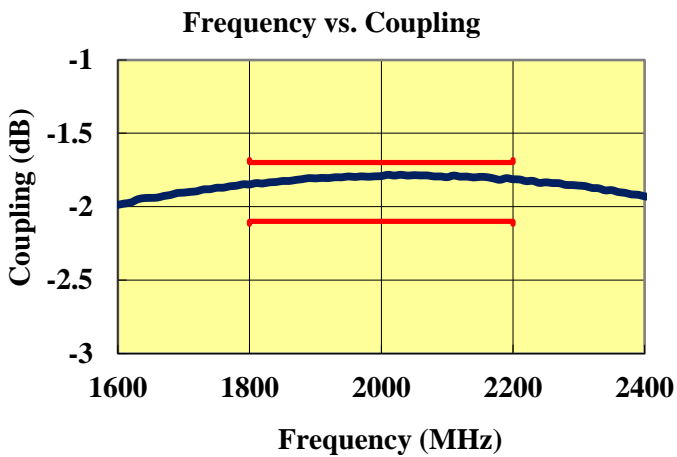
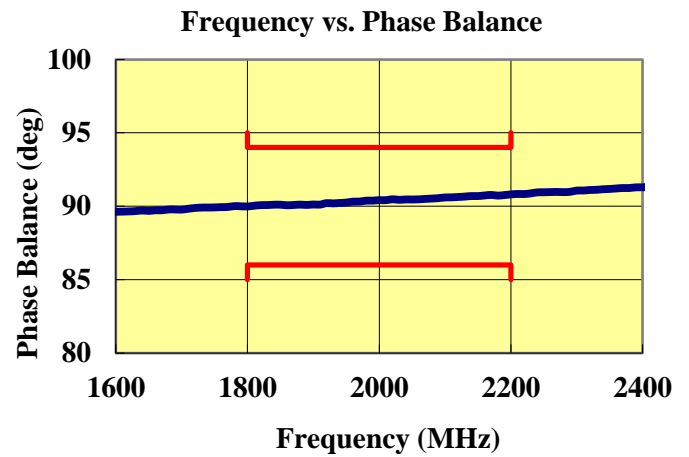
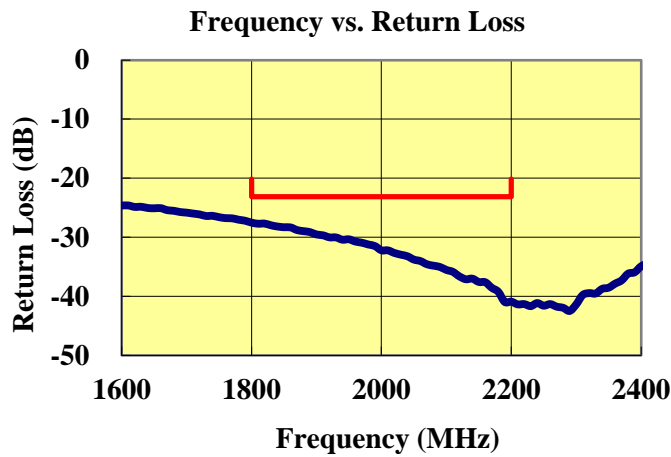
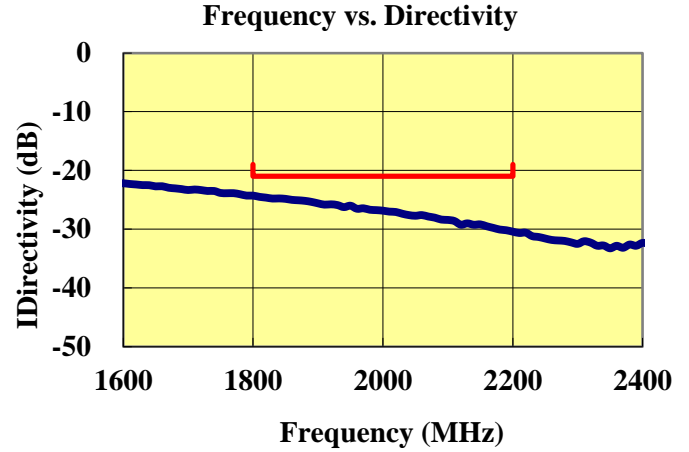
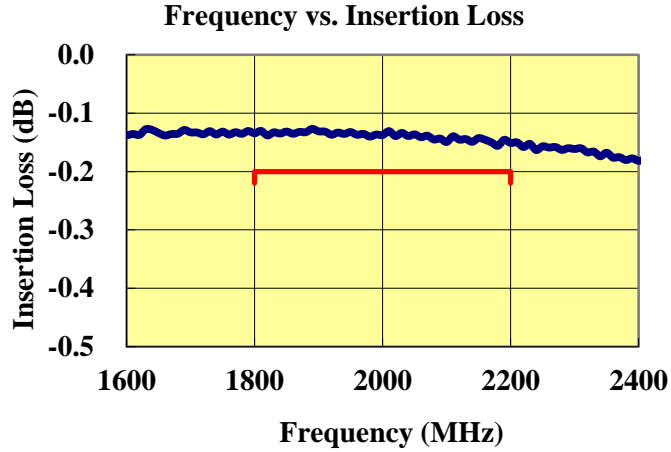
Product Information

Control No. : ARP-4171600-D 2

Issued on December 21, 2023

5.Representative characteristics

Measured data



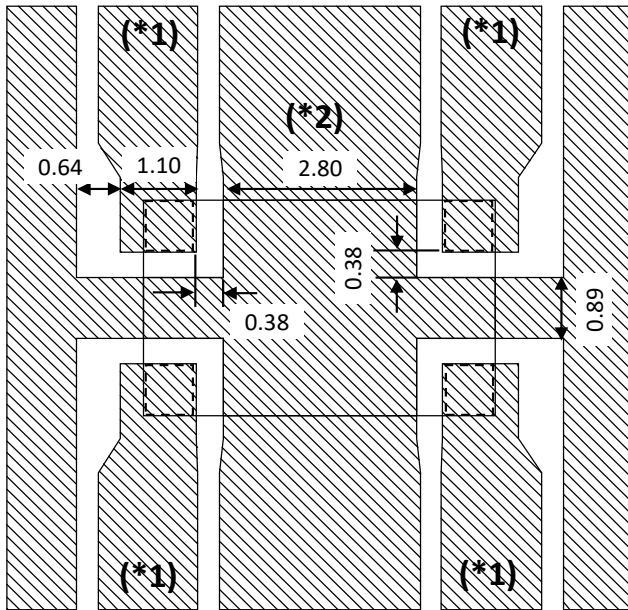
Product Information

Control No. : ARP-4171600-D 3

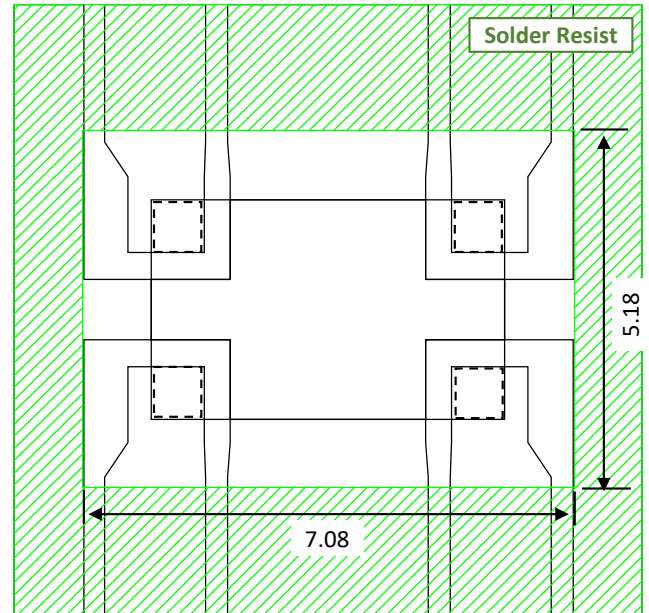
Issued on December 21, 2023

6.Recommended Land Pattern (Unit:mm)

*Land Pattern



*Resist Pattern



*1 50 ohm impedance Line

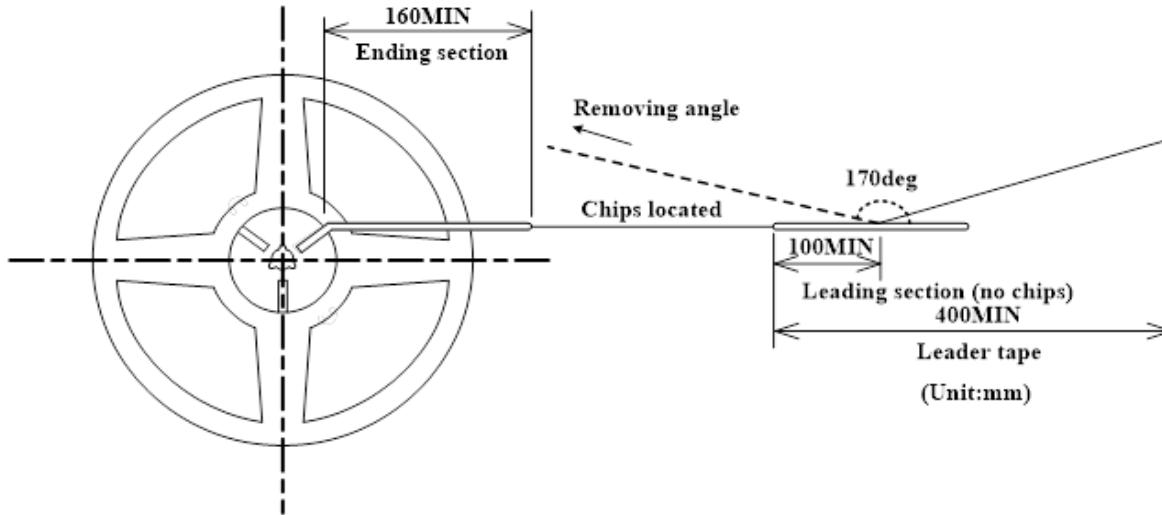
*2 Ground Plane

7. Packing method

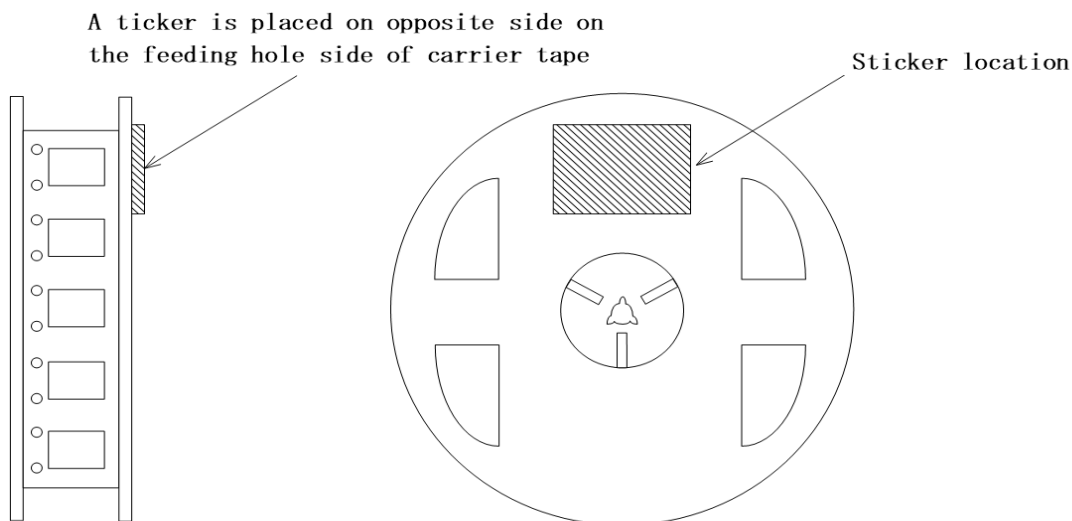
7. 1 Taping conditions

Taping conditions are shown below. Refer to IEC60286-3

- (1) Tape must be wound clockwise with the feeding hole coming to the right hand side.
- (2) Top cover tape must not cover feeding holes of carrier tape and/or show out of carrier tape.
- (3) A blank section carrying no chips of a length of 160mm min. on ending section and 100mm min. on leading section must be provided.
- (4) A leading section of 400mm min. must be provided on top cover tape.



- (5) To end tape winding, the leading section of top cover tape must be stuck on a side of a reel with adhesive tape.
- (6) Removing force of top cover tape in the unwinding with an angle of 170 degrees between the removed side of a reel and carrier tape must be 0.1 to 1.0N.
- (7) When the embossed tape is turned upside down with the sealing tape peeled off, the filter body inside of the tape must fall off and the mounter must not cause a take-up mistake.
- (8) A sticker carrying Soshin product №, quantity, lot №, inspection date is to be placed on the specified side of reels. And Lot No. means our production control number. The shipment records are available if requested.

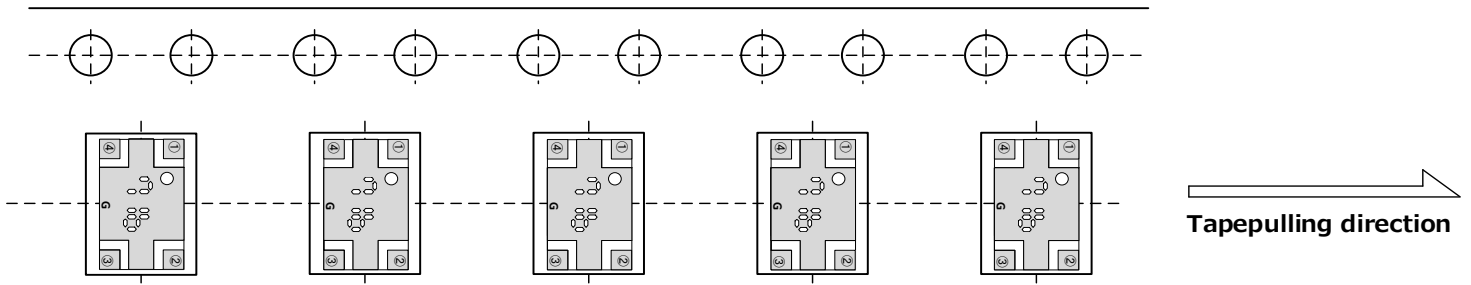


Product Information

Control No. : ARP-4171600-D 5

Issued on December 21, 2023

(9) Product orientation must be consistent. Products must not be positioned out of the mounting location.

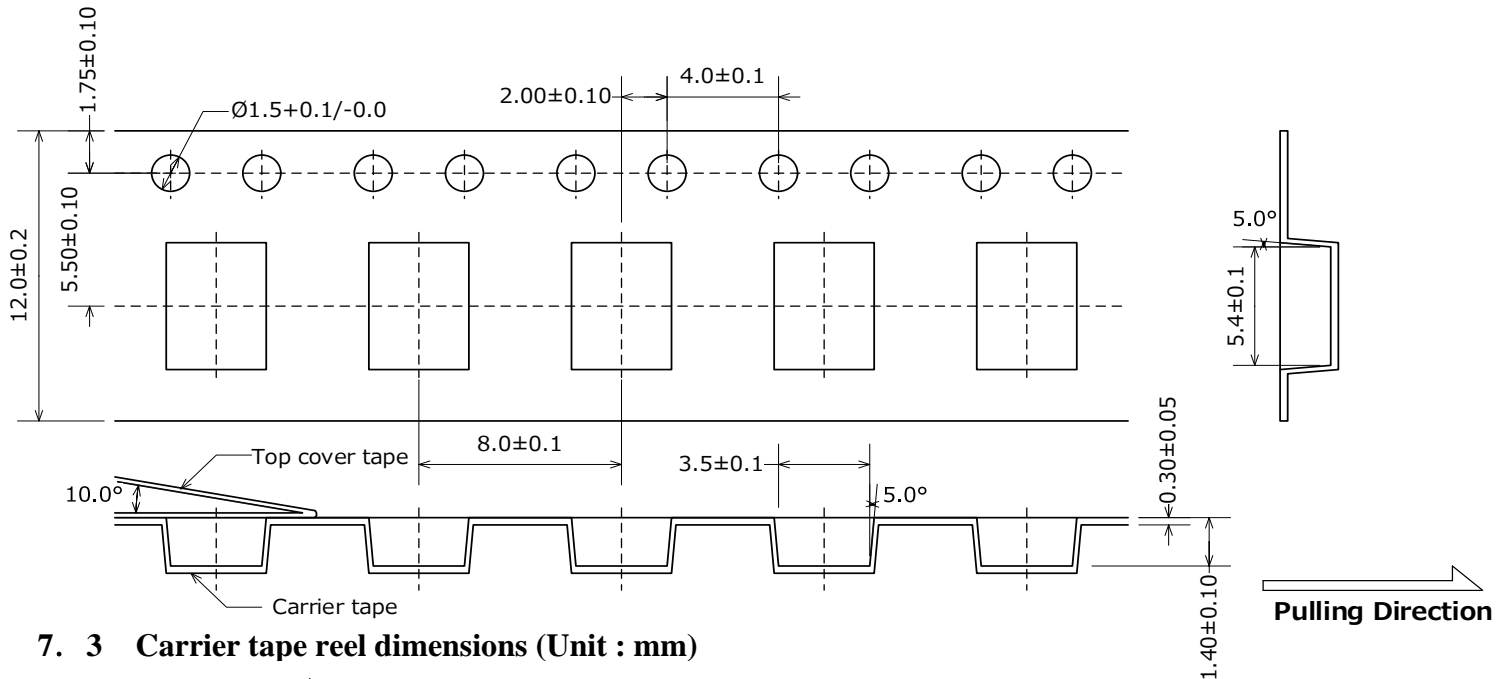


(10) A taping reel must be sealed in a plastic bag, individually.

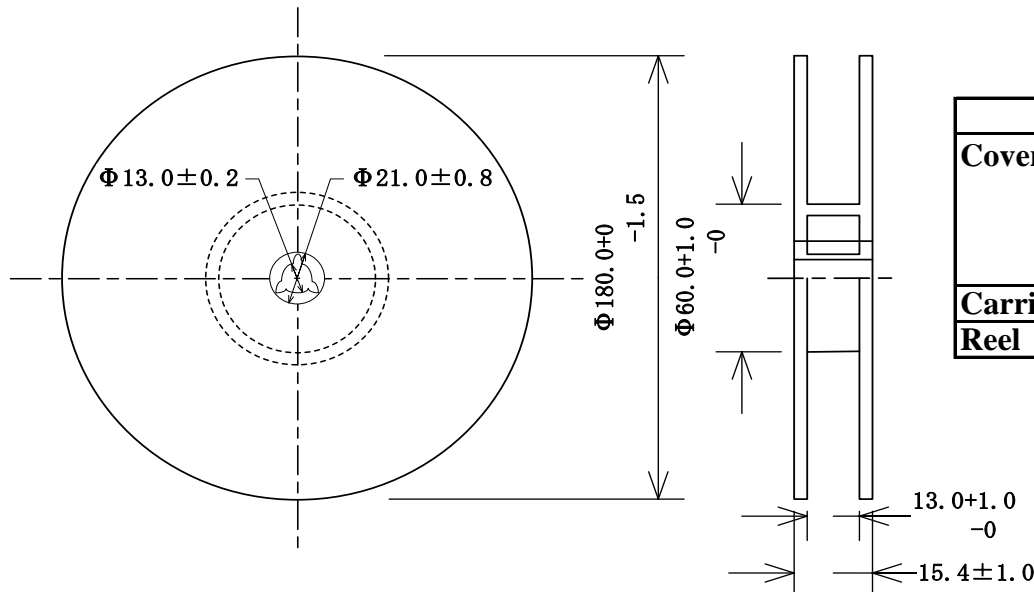
(11) Tape-packaged quantity

The quantity is 1,000 pcs per single tape-package as a rule.

7. 2 Dimensions of the carrier tape (Unit : mm)



7. 3 Carrier tape reel dimensions (Unit : mm)



Material	
Cover tape	Polyester + LDPE + PSresin+ Conductive coat
Carrier tape	PS+Carbon
Reel	PS