

# Product Information

Control No. : ARP-4272100-G 1

Issued on May 27, 2024

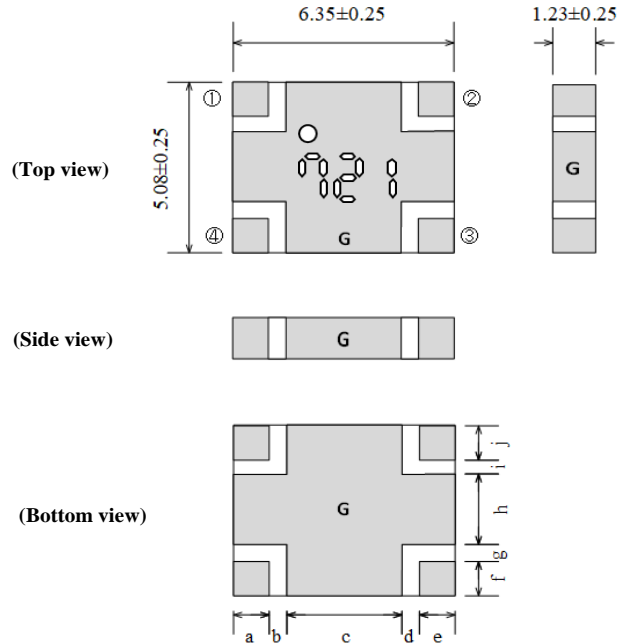
## 1. Type No.

HMD2721A-HYB1500

Measured

RoHS Compliant Part

## 2. Dimension (Unit : mm)



Terminal	
①	IN
②	ISOLATION
③	OUT(90deg)
④	OUT(0deg)
G	GND

Terminal Dimensions	
a	1.02 +/- 0.10
b	0.51 +/- 0.10
c	3.30 +/- 0.10
d	0.51 +/- 0.10
e	1.02 +/- 0.10
f	1.02 +/- 0.10
g	0.51 +/- 0.10
h	2.08 +/- 0.10
i	0.51 +/- 0.10
j	1.02 +/- 0.10

## 3. Electrical characteristics

Parameter		Band1	Band2	Unit	Remark
Frequency Range	Specification	1200-1400	1400-1700	MHz	
Nominal impedance	Specification	50	50	ohm	
Return Loss	Specification	20 Min.	24 Min.	dB	
	Typical	27.5	30.5		
Isolation	Specification	19 Min.	23 Min.	dB	
	Typical	25.0	28.4		
Insertion Loss at 25degC.	Specification	0.22 Max.	0.22 Max.	dB	
	Typical	0.14	0.16		
Amplitude balance	Specification	0.6 Max.	0.3 Max.	dB	
	Typical	0.45	0.21		
Phase balance	Specification	90 +/- 3	90 +/- 3	deg	
	Typical	89.7	90.2		

## 4. Note

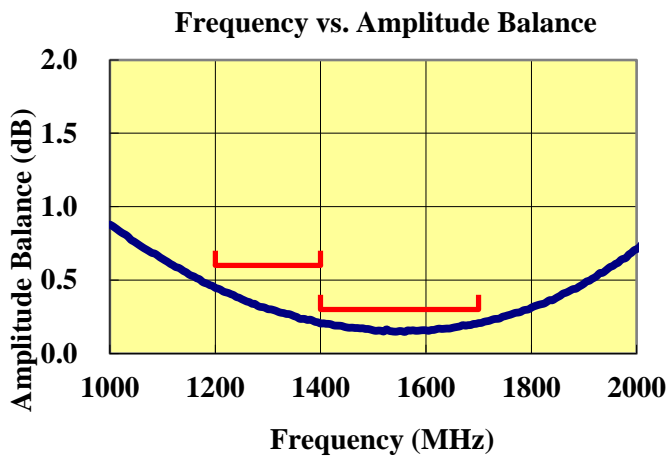
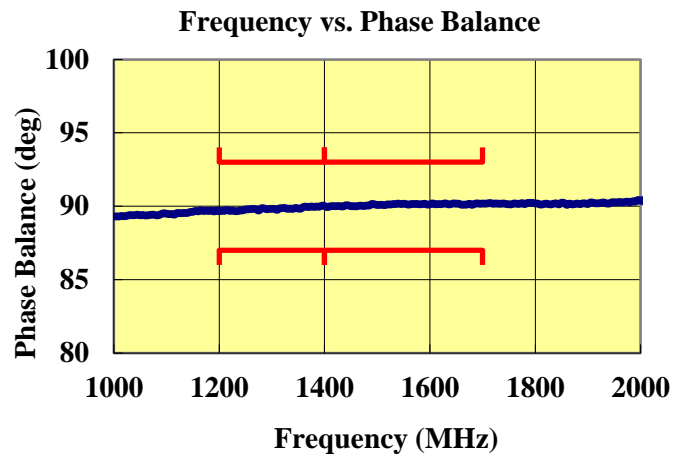
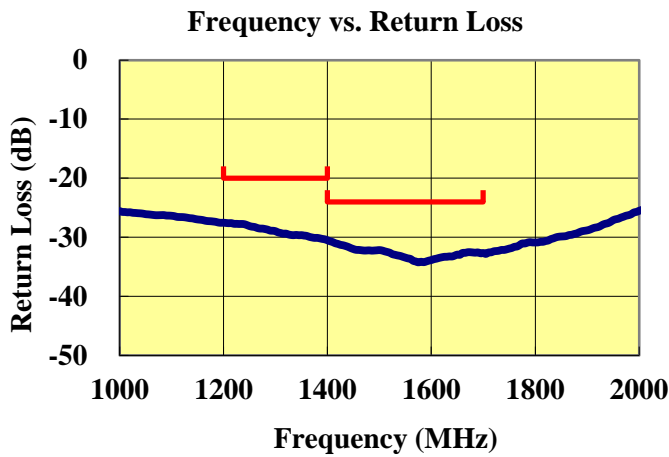
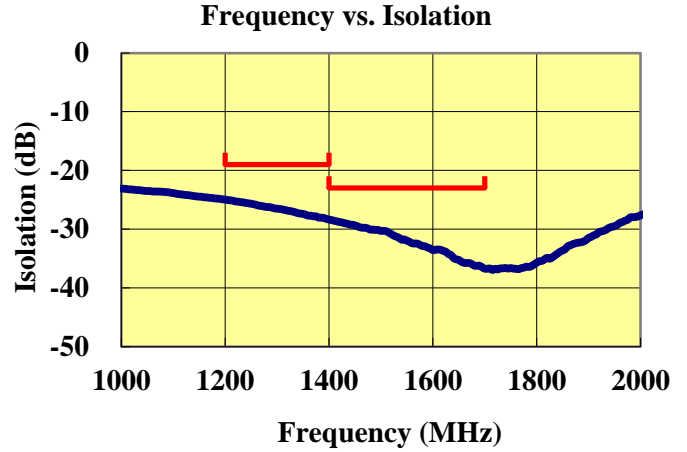
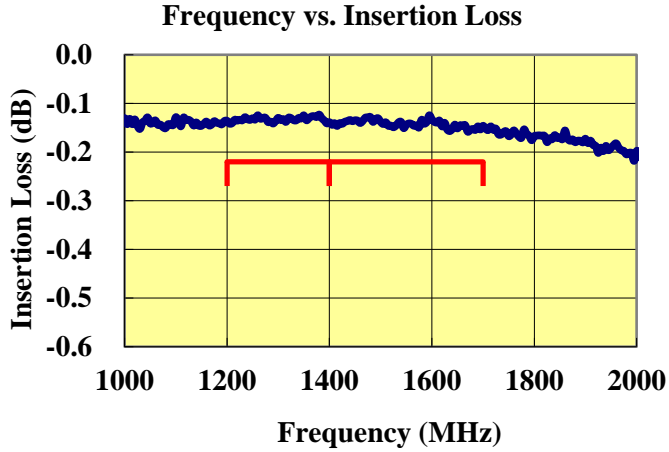
- 4.1 Operating Temperature Range : -55 to +105 degC.
- 4.2 Storage Temperature Range : -40 to +85 degC. (goods alone)  
: -20 to +35 degC. (In a Taping Package)
- 4.3 Input Power : max 150 W Avg/CW (-55to+95degC.)  
: max 130 W Avg/CW (-55to+105degC.)
- 4.4 Standard Reel Quantity : 1,000 pcs (per reel, per bag)

Approved by	Confirmed by	Raised by
Y.Imai	S.Suzuki	M.Kawano

SOSHIN ELECTRIC CO., LTD

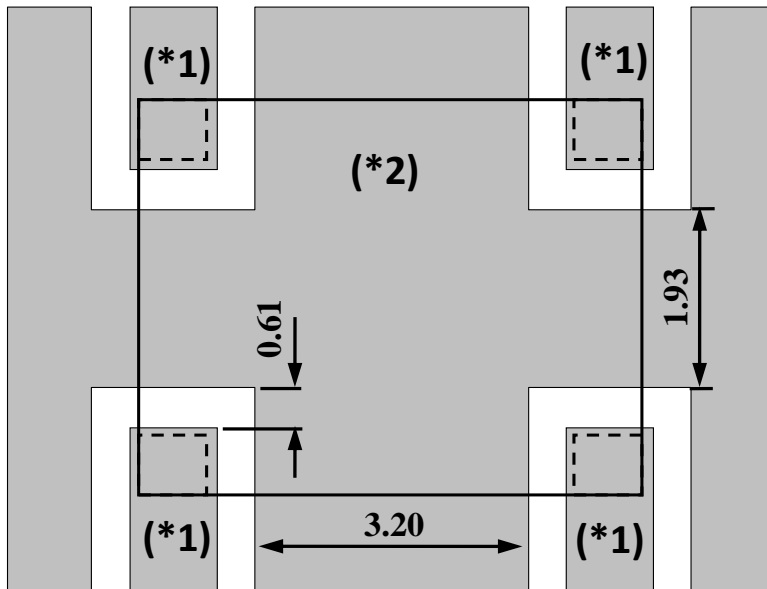
## 5.Representative characteristics

Measured



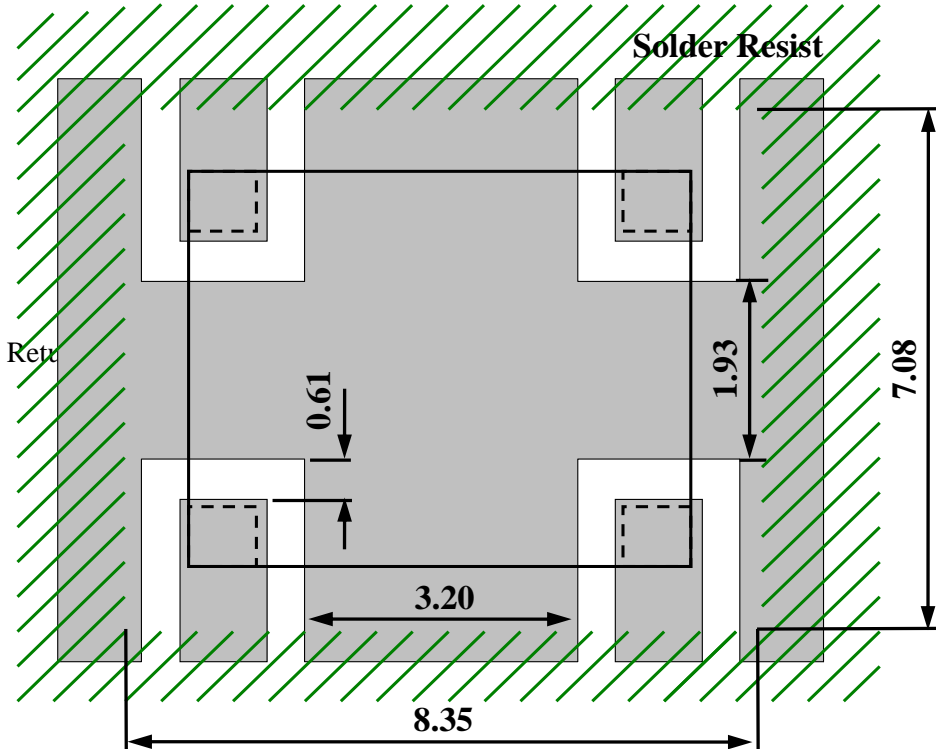
## 6.Recommended Land Pattern (Unit:mm)

### Land Pattern



(\*1) 50 ohm impedance line  
(\*2) Ground Plane

### Resist Pattern

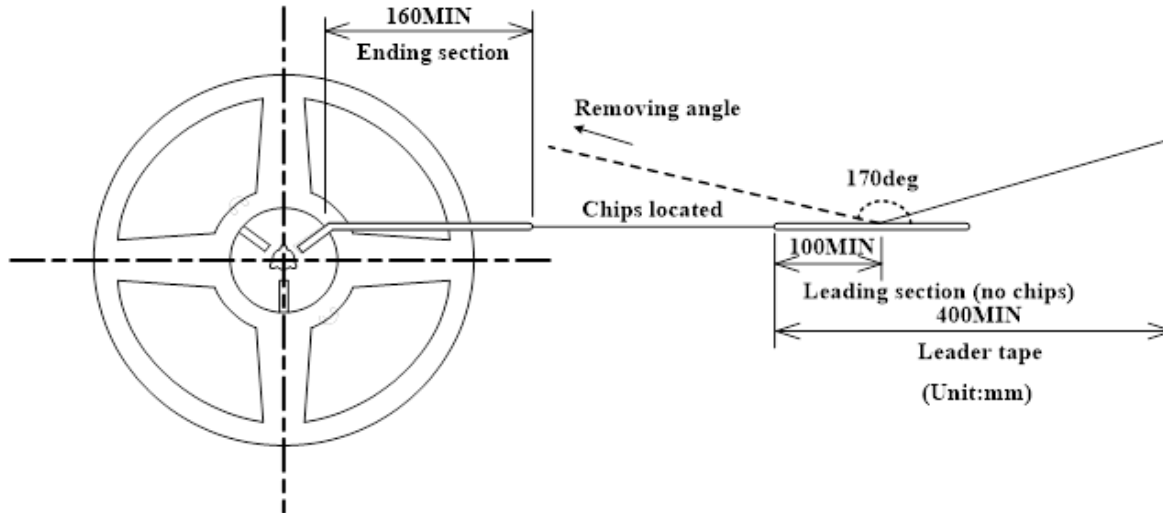


## 7. Packing method

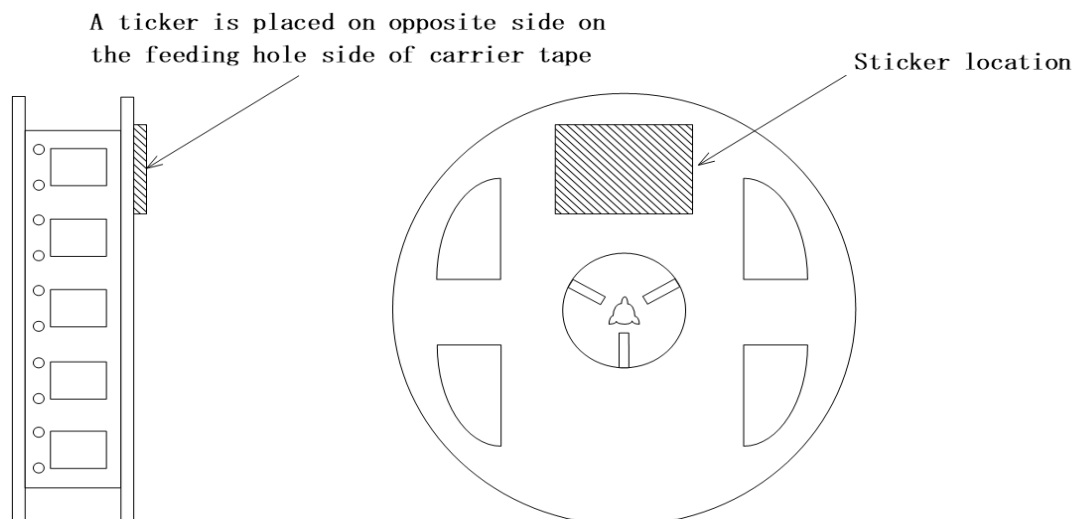
### 7. 1 Taping conditions

Taping conditions are shown below. Refer to IEC60286-3

- (1) Tape must be wound clockwise with the feeding hole coming to the right hand side.
- (2) Top cover tape must not cover feeding holes of carrier tape and/or show out of carrier tape.
- (3) A blank section carrying no chips of a length of 160mm min. on ending section and 100mm min. on leading section must be provided.
- (4) A leading section of 400mm min. must be provided on top cover tape.



- (5) To end tape winding, the leading section of top cover tape must be stuck on a side of a reel with adhesive tape.
- (6) Removing force of top cover tape in the unwinding with an angle of 170 degrees between the removed side of a reel and carrier tape must be 0.1 to 1.0N.
- (7) When the embossed tape is turned upside down with the sealing tape peeled off, the filter body inside of the tape must fall off and the mounter must not cause a take-up mistake.
- (8) A sticker carrying Soshin product №, quantity, lot №, inspection date is to be placed on the specified side of reels. And Lot No. means our production control number. The shipment records are available if requested.

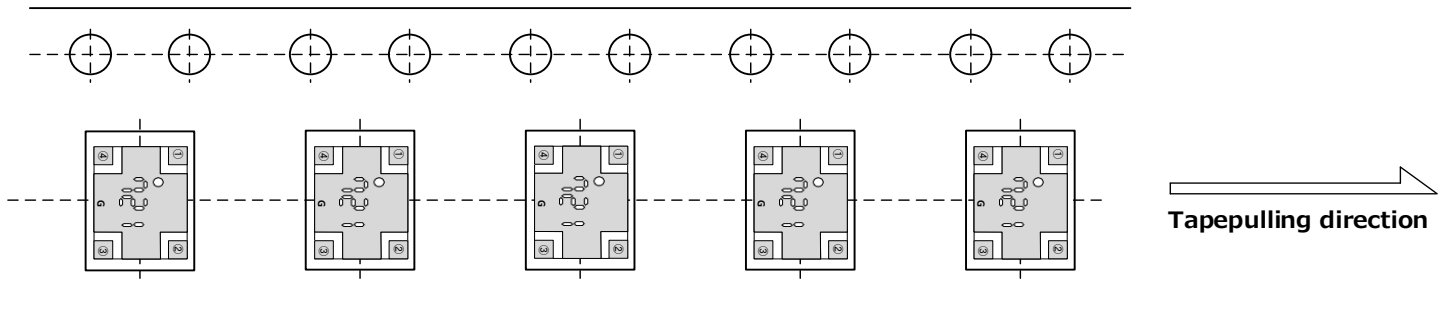


# Product Information

Control No. : ARP-4272100-G 5

Issued on May 27, 2024

(9) Product orientation must be consistent. Products must not be positioned out of the mounting location.

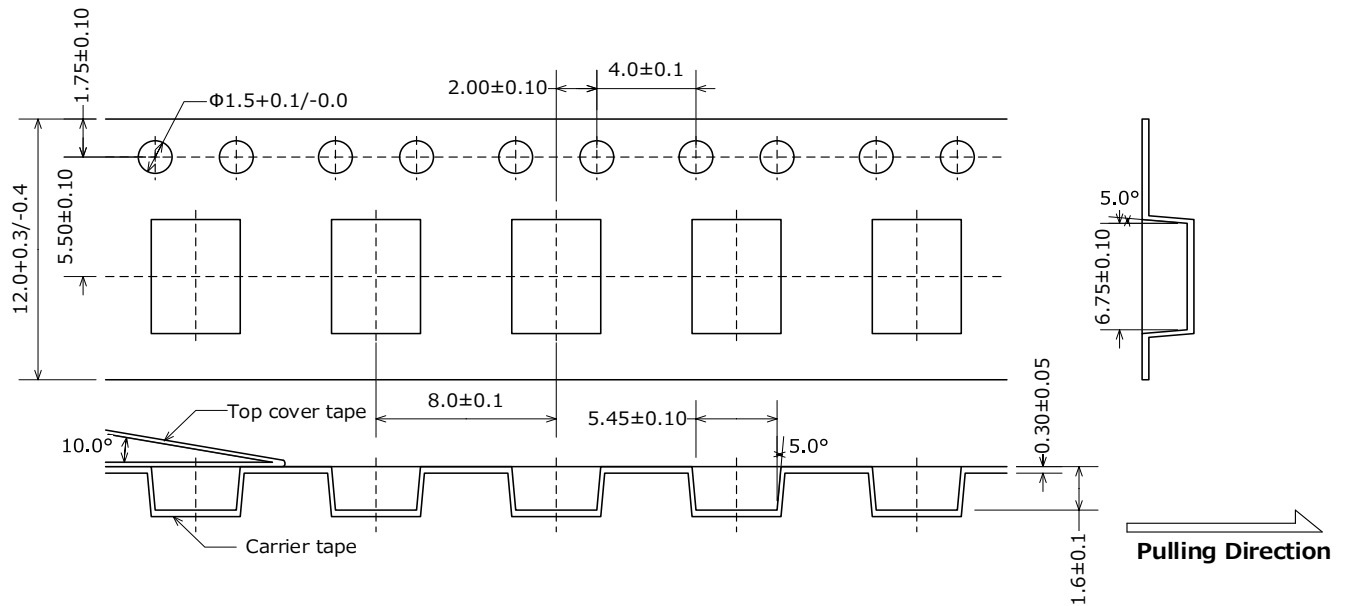


(10) A taping reel must be sealed in a plastic bag, individually.

(11) Tape-packaged quantity

The quantity is 1,000 pcs per single tape-package as a rule.

## 7. 2 Dimensions of the carrier tape (Unit : mm)



## 7. 3 Carrier tape reel dimensions (Unit : mm)

